










Description	Quantity	
"SHIMPO" Ceramic equipments		
1、 Pottery wheel Model: <b>RK-3E</b>	1	set
Motor: 400W, AC230V single phase		
Drive System: Direct Drive Brushless Motor with electric speed control		
Centering Capacity: 45KG		
Wheelhead speed: 0~250rpm		
Speed control: Remote Foot Pedal		
Wheelhead Direction: Clockwise/Counter-Clockwise		
Wheelhead: Light alloy casting, diameter 350mm		
Dimension: W600xL702xH315~580(mm)		
Ship Weight: 42.5kg		
2、 Pottery wheel Model: <b>RK-3D</b>		
Motor: 400W AC230V 50HZ single phase		
Drive System: Direct Drive Brushless Motor with electric speed control		
Centering Capacity:45KG		
Wheelhead speed: 0~250rpm		
Speed control: Remote Foot Pedal and Lever Handle		
Wheelhead Direction: Clockwise/Counter-Clockwise		
Wheelhead: Light alloy casting, diameter 300mm		
Dimension: W525xL582xH515(mm)		
Ship Weight: 45kg		
3、 Pottery wheel Model: <b>WHISPER-T RK-3E-S</b>		
Motor: 300W AC230V 50HZ single phase		
Drive System: Direct Drive Brushless Motor with electric speed control		
Centering Capacity: 35KG		
Wheelhead speed: 0~250rpm		
Speed control: Remote Foot Pedal		
Wheelhead Direction: Clockwise/Counter-Clockwise		
Wheelhead: Light alloy casting, diameter 300mm		
Dimension: W750xL572xH580(mm)		
Ship Weight: 53kg		
4、 Pottery wheel Model: <b>RK-55</b>		
Motor: 400W AC230V 50HZ single phase		
Drive System: DC Motor		
Centering Capacity: 13KG		
Wheelhead speed: 0~250rpm		
Speed control: Remote Foot Pedal		
Wheelhead Direction: Clockwise/Counter-Clockwise		
Wheelhead: Light alloy casting, diameter 300mm		
Dimension: W560xL720xH545(mm)		
Ship Weight: 25kg		

Description	Quantity	
"SHIMPO" Ceramic equipments		
5、 <b>Pottery wheel Model: RK-5T</b>	1	set
Motor: 100W DC 1/3 HP single phase Drive System: DC Motor Centering Capacity: 9KG Wheelhead speed: 0~230rpm Speed control: Lever Handle Wheelhead Direction: Clockwise/Counter-Clockwise Wheelhead: Plastic with bat pins, diameter 230mm Dimension: W370xL500xH250(mm) Ship Weight: 11kg Extra accessory: 1-pc splashpan, 2 bats		
6、 <b>Non De-Airing pugmill: NRA-04</b>	1	set
Dimensions:665(1,025including clay roller stand)x335x560mm Weight: Main body:75kg Clay roller stand: 5kg Main motor: 200W 4P Single phase 230V, Extruding capacity : 400kg/hour Structure: Two Screws Screw Material: Stainless Steel Screw Case Material: Aluminum Extruding diameter: 90mm		
7、 <b>Non De-Airing pugmill: NRA-04S</b>	1	set
Dimensions:665(1,025including clay roller stand)x335x560mm Weight: Main body:75kg Clay roller stand: 5kg Main motor: 200W 4P Single phase 230V, Extruding capacity : 400kg/hour Structure: Two Screws Screw Material: Stainless Steel Screw Case Material: Stainless Steel Extruding diameter: 90mm		
8、 <b>De-Airing pugmill: NVA-04S</b>	1	set
Dimensions:920(1,320including clay roller stand)x420x750mm Weight: Main body:140kg Clay roller stand: 5kg Main motor: Single phase 230V, 600W Vacuum pump motor: Single phase 230V, 400W Extruding capacity : 200kg/hour Screw horizontal: Clay hoppe: 2 shafts; Nozzle opening: 1 shaft Screw Material: Stainless Steel; Screw Case Material: Stainless Steel Extruding diameter: 90mm		
9、 <b>De-Airing pugmill: NVA-07B</b>	1	set
Dimensions:1,260(1,660including clay roller stand)x420x770mm Weight: 125kg Main motor: Single phase 230V, 800W Vacuum pump motor: Single phase 230V, 600W Extruding capacity : 300kg/hour Screw horizontal: Clay hoppe: 2 shafts; Nozzle opening: 1 shaft Screw Material: Stainless Steel; Screw Case Material: Stainless Steel Extruding diameter: 100mm		
10、 <b>Slab Roller: NSRC</b>	1	set
Dimensions: W900xL800xH1160mm Weight: 50kg  Dimensions of slab: W700xL400xH3~30mm in thickness		

Description	Quantity	
<b>“SHIMPO” Ceramic equipments</b>		
<b>11、 Ball mill : PTA-02</b>	1	set
Dimensions: W975xL425xH350mm Weight: 40kg		
Motor: 200W		
Pot in use: 2 pieces		
* Pot of ball mill should be purchased in addition		
<b>12、 Band wheels: BW-22L</b>	1	set
Double bearing construction		
Used for decorating, sculpting and handing		
Dimensions:Φ220×H55mm		
Weight:5.6kg		
<b>13、 Band wheels: BW-25M</b>	1	set
Double bearing construction		
Used for decorating, sculpting and handing		
Dimensions:Φ250×H100mm		
Weight:7.9kg		
<b>14、 Band wheels: BW-25H</b>	1	set
Double bearing construction		
Used for decorating, sculpting and handing		
Dimensions:Φ250×H190mm		
Weight:7.3kg		
<b>15、 Band wheels: BW-30M</b>	1	set
Double bearing construction		
Used for decorating, sculpting and handing		
Dimensions:Φ300×H120mm		
Weight:10.9kg		
<b>16、 Electric Kiln DUA-01 (0.008M<sup>3</sup>) For Oxidation firing</b>	1	set
Outside Dimension : W475xL540xH495mm		
Inside Dimension: φ240×H200mm		
Thickness of wall: 140mm、 Weight: 35kg		
Electric capacity: 2kw		
Power supply:Single-phase 220V · 10A		
Firing temperature: 1300℃		
Thermocouples: R Type thermocouple, 1 piece		
Attachments: Shelf : φ210mm 2pcs		
Post : 60,120mm 3pcs for each		
<b>17、 Electric Kiln DMT-01 (0.02M<sup>3</sup>) For Oxidation firing</b>	1	set
Outside Dimension : W600xL565xH720mm		
Inside Dimension: W270xL270xH300mm		
Thickness of wall: 140mm、 Weight: 64.5kg		
Electric capacity: 1.9kw		
Power supply:Single-phase 220V · 9A		
Firing temperature: 1300℃		
Thermocouples: R Type thermocouple, 1 piece		
Attachments: Shelf : 240x240x10mm 2pcs		
Post : 60,120mm 4pcs for each		

Description		Quantity	
<b>“SHIMPO” Ceramic equipments</b>			
<b>18、 Electric Kiln DUA-05 (0.05M<sup>3</sup>) For Oxidation firing</b>		1	set
Outside Dimension : W720xL780xH645mm			
Inside Dimension: φ445xH340mm (0.05M <sup>3</sup> )			
Thickness of wall: 140mm、 Weight: 95kg			
Electric capacity: 4.5kw			
Power supply:Single-phase 220V · 21A			
Firing temperature: 1300℃			
Thermocouples: R Type thermocouple, 1 piece			
Attachments: Shelf :φ395mm 2pcs			
Post : 30,60,90,150mm 3pcs for each			
<b>19、 Electric Kiln DUA-07 (0.09M<sup>3</sup>) For Oxidation firing</b>			
Outside Dimension : W720xL760xH875mm			
Inside Dimension: φ445xH570mm (0.09M <sup>3</sup> )			
Thickness of wall: 140mm、 Weight: 120kg			
Electric capacity: 6.7kw			
Power supply:Single-phase 220V · 31A			
Firing temperature: 1300℃			
Thermocouples: R Type thermocouple, 1 piece			
Attachments: Shelf : φ395mm 3pcs, Half 1 pcs			
Post : 30,60,90,150mm 3pcs for each			
<b>20、 Electric Kiln DUA-10 (0.18M<sup>3</sup>) For Oxidation firing</b>			
Outside Dimension : W920xL930xH1,050mm			
Inside Dimension: φ585xH685mm			
Thickness of wall: 140mm、 Weight: 170kg			
Electric capacity: 10.3kW			
Power supply:Three-phases 380V · 16A			
Firing temperature: 1300℃			
Thermocouples: R Type thermocouple, 1 piece			
Attachments: Shelf : φ530mm 2pcs, Half 2pcs			
Post : 30,60,90,150,210mm 3pcs for each			
<b>21、 Electric Kiln DUA-12 (0.18M<sup>3</sup>) For Oxidation firing</b>			
Outside Dimension : W1,020xL1,030xH820mm			
Inside Dimension: φ715xH455mm			
Thickness of wall: 140mm、 Weight: 180kg			
Electric capacity: 11.5kw			
Power supply:Single-phase 220V · 53A			
Firing temperature: 1300℃			
Thermocouples: R Type thermocouple, 1 piece			
Attachments: Shelf : φ650mm Half 6pcs			
Post : 30,60,90,120,150,210mm 6pcs for each			
<b>22、 Electric Kiln DUA-15 (0.3M<sup>3</sup>) For Oxidation firing</b>			
Outside Dimension : W1,020xL1,030xH1,050mm			
Inside Dimension: φ715xH685mm			
Thickness of wall: 140mm、 Weight: 210kg			
Electric capacity: 15.1kw			
Power supply:Three-phases 380V · 23A			
Firing temperature: 1300℃			
Thermocouples: R Type thermocouple, 1 piece			
Attachments: Shelf : φ650mm Half 6pcs			
Post : 30,60,90,120,150,210mm 6pcs for each			

Description		Quantity	
<b>“SHIMPO” Ceramic equipments</b>			
23、 <b>Electric Kiln DAR-5M (0.05M<sup>3</sup>) For Oxidation firing</b>		1	set
Outside Dimension : W720xL780xH645mm			
Inside Dimension: φ445xH340mm (0.05M <sup>3</sup> )			
Thickness of wall: 140mm、 Weight: 100kg			
Electric capacity: 4.5kw			
Power supply:Single-phase 220V · 21A			
Firing temperature: 1300℃			
Thermocouples: R Type thermocouple, 1 piece			
Attachments: Shelf :φ395mm 2pcs			
Post : 30,60,90,150mm 3pcs for each			
24、 <b>Electric Kiln DAR-7M (0.09M<sup>3</sup>) For Oxidation firing</b>			1
Outside Dimension : W805xL775xH920mm			
Inside Dimension: φ445xH570mm (0.09M <sup>3</sup> )			
Thickness of wall: 140mm、 Weight: 130kg			
Electric capacity: 6.7kw			
Power supply:Single-phase 220V · 31A			
Firing temperature: 1300℃			
Thermocouples: R Type thermocouple, 1 piece			
Attachments: Shelf : φ395mm 3pcs, Half 1 pcs			
Post : 30,60,90,150mm 3pcs for each			
25、 <b>Electric Kiln DAR-10M (0.18M<sup>3</sup>) For Oxidation firing</b>			1
Outside Dimension : W870xL1,000xH1,000mm			
Inside Dimension: φ585xH685mm (0.18M <sup>3</sup> )			
Thickness of wall: 140mm、 Weight: 115kg			
Electric capacity: 10.3kW			
Power supply:Three-phases 380V · 16A			
Firing temperature: 1300℃			
Thermocouples: R Type thermocouple, 1 piece			
Attachments: Shelf : φ530mm 2pcs, Half 2pcs			
Post : 30,60,90,150,210mm 3pcs for each			
26、 <b>Electric Kiln DFA-06 (0.09M<sup>3</sup>)</b>			1
<b>Electric Kiln DFA-06 + Burner for Reduction firing(made in Japan)</b>		1	set
<b>For Oxidation and Reduction firing</b>			
Outside Dimension : W825xL785xH1,430mm			
Inside Dimension: W420xL420xH520mm (0.09M <sup>3</sup> )			
Thickness of wall: 140mm、 Weight: 300kg			
Electric capacity: Single phase 6.5kw / Three-phases 6.6kw			
Power supply:Single phase220V · 29.5A / Three-phases 380V · 10A			
Firing temperature: 1300℃			
Thermocouples: R Type thermocouple, 1 piece			
Attachments: Shelf :350x350x10mm 4pcs			
Post (L type) : 60,90,120,210mm 4pcs for each			
Post (dice type) : 20x30x40 mm 4pcs			
27、 <b>Electric Kiln DFA-08 (0.12M<sup>3</sup>)</b>		1	set
<b>Electric Kiln DFA-08 + Burner for Reduction firing(made in Japan)</b>		1	set
<b>For Oxidation and Reduction firing</b>			
Outside Dimension : W865xL825xH1,500mm			
Inside Dimension: W460xL460xH560mm (0.12M <sup>3</sup> )			
Thickness of wall: 140mm、 Weight: 420kg			
Electric capacity: Single phase 8.5kw / Three-phases 8.4kw			
Power supply:Single phase220V · 38.6A / Three-phases380V · 39A			
Firing temperature: 1300℃			
Thermocouples: R Type thermocouple, 1 piece			
Attachments: Shelf :380x380x10mm 4pcs			
Post (L type) : 60,90,120,210mm 4pcs for each			

Zheng Yi Trading [Shanghai] Company, Ltd is the Exclusive Distributor of Nidec-shimpo in China in 2008

Description	Quantity
"SHIMPO" Ceramic equipments	
Post (dice type) : 20x30x40 mm 4pcs	

Description		Quantity	
<b>“SHIMPO” Ceramic equipments</b>			
① <b>Electric Kiln DMT-15A (0.26M<sup>3</sup>)</b>		1	set
<b>For Oxidation and Reduction firing</b>			
Outside Dimension : W1,405xL1,000xH1,515mm			
Inside Dimension: W720xL500xH700mm <b>(0.26M<sup>3</sup>)</b>			
Thickness of wall: 140mm、 Weight: 730kg			
Electric capacity: 17.8kw			
Power supply:Three-phases 380V · 27A			
Firing temperature: 1300℃			
Thermocouples: R Type thermocouple, 1 piece			
Attachments: Shelf :300x450x10mm (half) 8pcs			
Post (L type) : 60,90,120,150,210mm 8pcs for each			
Post (dice type) : 30x50x60 mm 8pcs			
※Burner for DMT series Electric kiln should be paid additionally			
② <b>Electric Kiln DMT-20A (0.46M<sup>3</sup>)</b>		1	set
<b>For Oxidation and Reduction firing</b>			
Outside Dimension : W1,605xL1,045xH1,705mm			
Inside Dimension: W920xL540xH840mm <b>(0.46M<sup>3</sup>)</b>			
Thickness of wall: 140mm、 Weight: 860kg			
Electric capacity: 23.7kw			
Power supply:Three-phases 380V · 36A			
Firing temperature: 1300℃			
Thermocouples: R Type thermocouple, 1 piece			
Attachments: Shelf :400x450x11mm (half) 12pcs			
Post (L type) : 60,90,120,150,210mm 8pcs for each			
Post (dice type) : 30x50x60 mm 8pcs			
※Burner for DMT series Electric kiln should be paid additionally			
③ <b>Electric Kiln DMT-25A (0.51M<sup>3</sup>)</b>		1	set
<b>For Oxidation and Reduction firing</b>			
Outside Dimension : W1,605xL1,045xH1,840mm			
Inside Dimension: W920xL540xH970mm <b>(0.51M<sup>3</sup>)</b>			
Thickness of wall: 140mm、 Weight: 1100kg			
Electric capacity: 30.3kw			
Power supply:Three-phases 380V · 46A			
Firing temperature: 1300℃			
Thermocouples: R Type thermocouple, 1 piece			
Attachments: Shelf :400x450x11mm (half) 12pcs			
Post (L type) : 60,90,120,150,210mm 8pcs for each			
Post (dice type) : 30x50x60 mm 8pcs			
※Burner for DMT series Electric kiln should be paid additionally			

**Remarks:** ①If the electric capacity and the power need to change, please contact our company before the order  
 ②The above price without the fee for equipments'installation, carrying in and circuit's installation,These paid extra If you need.

### Contact us:

#### Exclusive Distributor of Nidec-shimpo in China in 2008



Company: Zheng Yi Trading [Shanghai] Company, Ltd(The Pottery Workshop)  
 Add: 2nd Floor, 220 Taikang Lu Shanghai 200025,PRC  
 Tel: 021-64450902  
 Fax: 021-64450937  
[Http://www.potteryworkshop.com.cn](http://www.potteryworkshop.com.cn)  
 E-mail: infosh@potteryworkshop.com.cn



**SHIMPO (Shanghai)**  
 Company: Nidec-Shimpo(Shanghai)Int'l Trading Co.,Ltd.  
 Add: Room 5F-A2, Zhaofeng Huanqiu Tower, 1800 Zhongshan West Road, Shanghai  
 Tel: 021-64400388  
 Fax: 021-64400703  
[Http://www.nidec-shimpotaoyi.cn](http://www.nidec-shimpotaoyi.cn)  
 E-mail: infotaoyi@nidec-shimpo.co.jp

**SHIMPO (Zhejiang factory)**  
 Company: Nidec-Shimpo(Zhejiang)Corporayion Co.,Ltd.

**Zheng Yi Trading [Shanghai] Company, Ltd is the Exclusive Distributor of Nidec-shimpo in China in 2008**

<b>Description</b>	<b>Quantity</b>
"SHIMPO" Ceramic equipments	

Add: 288 Pingcheng Street, Pinghu Economic Development Zone, Zhejiang